

Sgiliau torri


Cutting skills

Argraffwch y taflenni yn yr adran sgiliau torri. Yna gall eich plentyn ymarfer ei sgiliau siswrn wrth dorri y patrymau allan.

Print the cutting skills section. Following this your child will be able to practise his/ her cutting skills by cutting out the patterns.

Cutting skills—simple lines

Cut carefully along these lines.



Cutting skills—simple lines

Cut carefully along these lines.



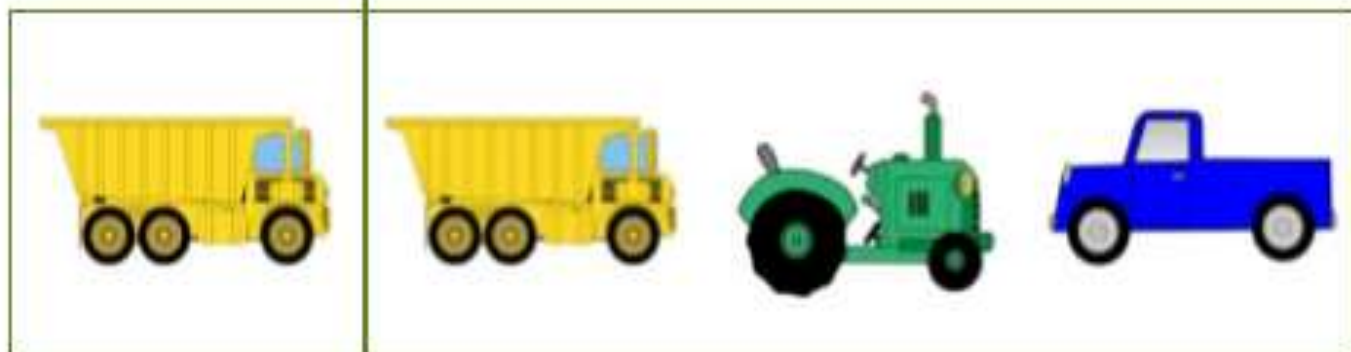
Tebyg neu wahanol

Same or different

Gofynnwch i'ch plentyn edrych ar y lluniau ymhob rhes. Rhaid iddo/ iddi benderfynu os oes tebygrwydd neu gwahaniaeth ymhob rhes.

Ask your child to look at the pictures in each row. Your child must decide if there are similarities or differences in each row.





Sganio

Scanning

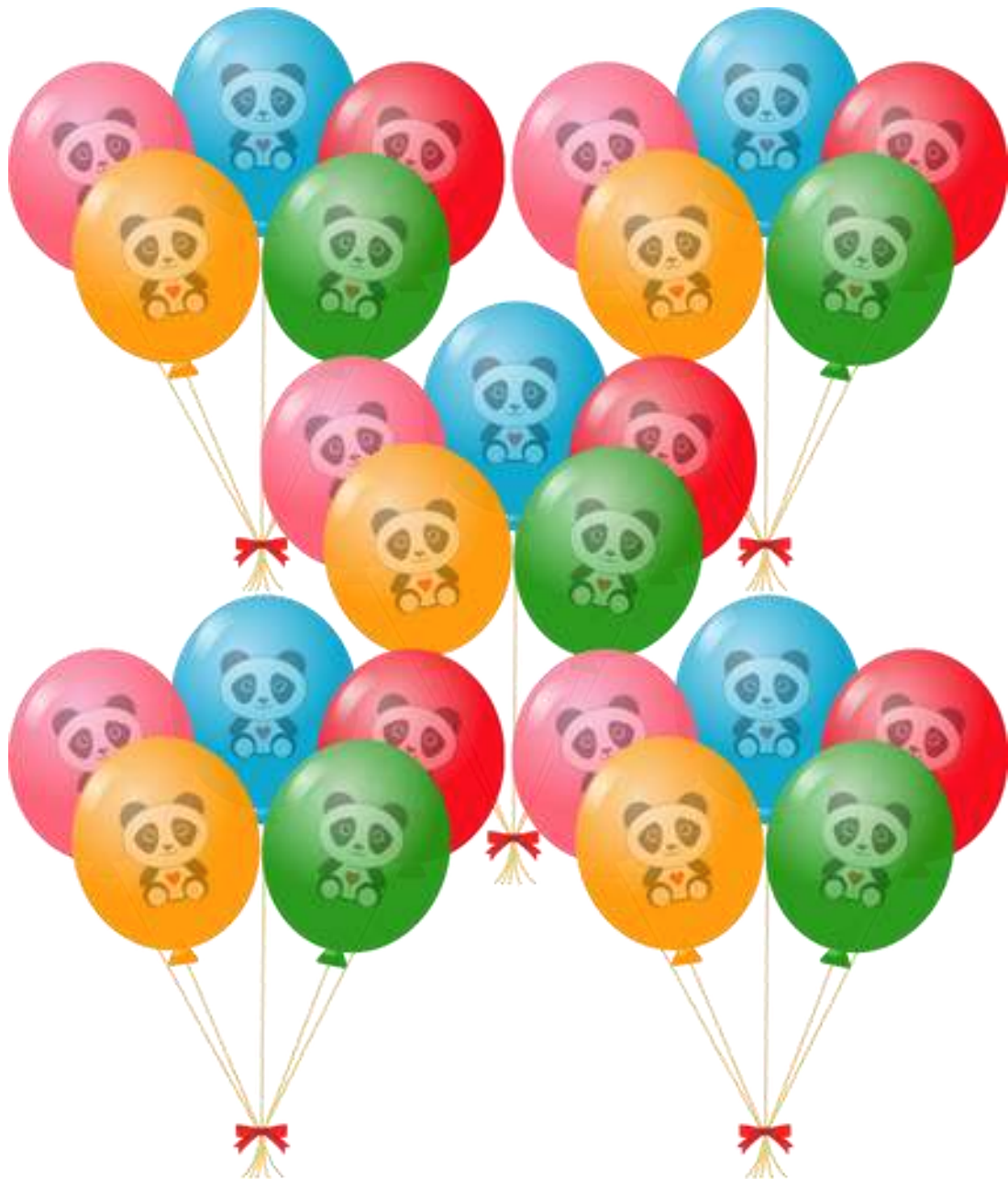
Mae angen i'ch plentyn edrych ar y lluniau a chwilio am y pethau penodol.

Your child will need to look at the pictures and find specific items.

Sawl clip papur pinc sydd yna?
How many pink paper clips can you find?




Sawl balŵn glas sydd yna?
How many blue balloons can you find?

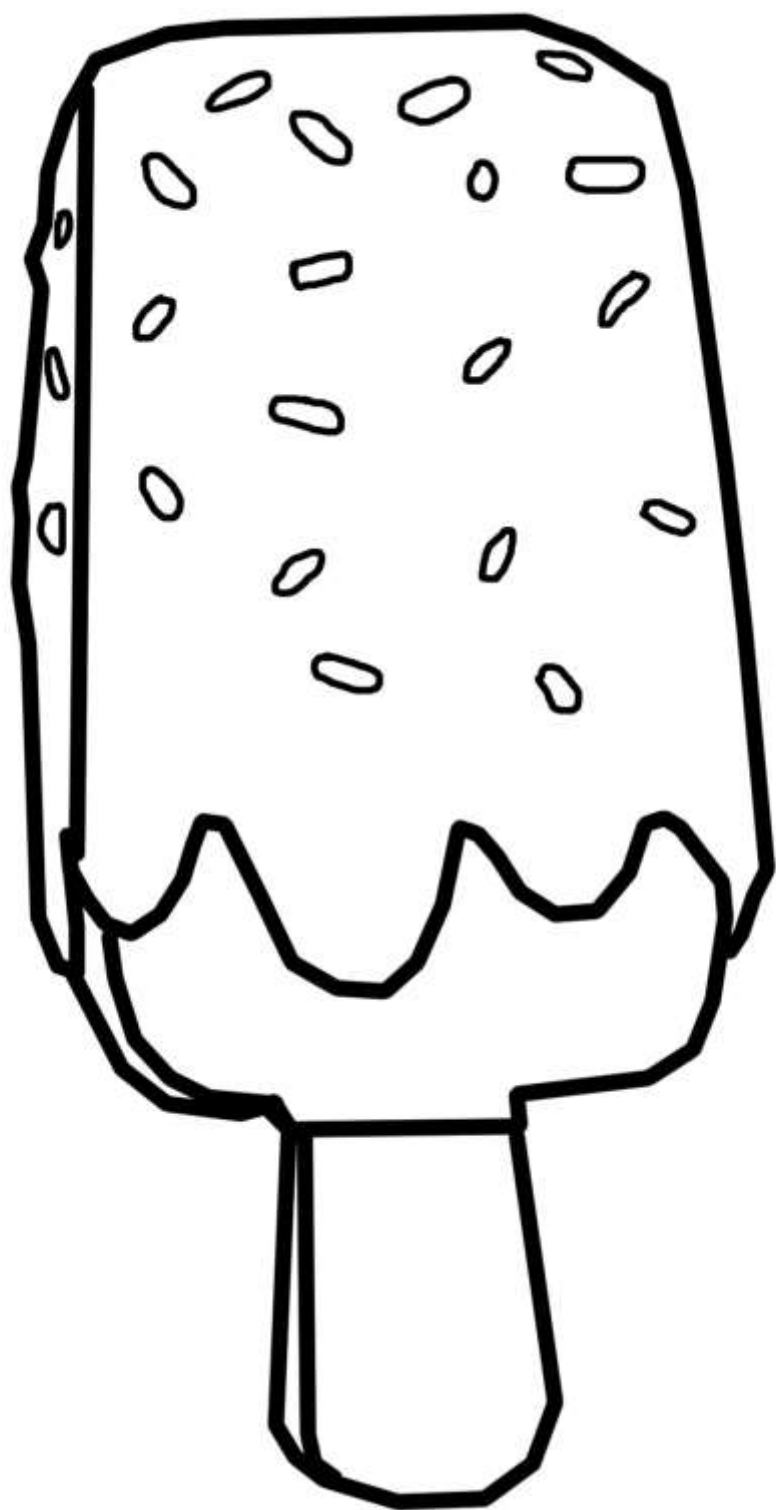


Tudalennau Iliwio Colouring in

Mae Iliwio i mewn yn ffordd o ddatblygu sgiliau cydsymudiad llaw a llygad.

Colouring in will help your child develop his/ her hand and eye co-ordination skills.





Chwilair

Wordsearch

Mae cwblhau chwilair yn ymarfer sgiliau tracio.

Completing a word search help with tracking skills.

Farm Animals

a	c	h	i	c	k	e	n	r	a	p	i	c	e
g	w	s	o	p	n	c	d	p	b	l	m	o	g
o	b	e	d	o	h	h	o	r	s	e	c	w	l
a	r	m	a	s	e	p	n	o	e	h	p	i	g
t	s	f	o	a	l	s	k	i	a	n	p	s	r
g	w	h	u	p	g	a	e	s	c	h	i	c	k
e	n	s	h	e	e	p	y	i	e	d	u	m	d
m	l	e	w	p	b	c	s	d	u	c	k	a	c
d	u	c	k	l	i	n	g	o	h	a	w	n	s
s	l	l	a	m	a	e	r	m	b	l	s	r	l
r	a	w	h	o	d	c	a	g	e	f	o	a	h
g	m	d	e	i	w	p	i	g	l	e	t	o	b
o	b	o	b	a	n	r	g	w	s	p	d	s	a
k	i	d	e	l	i	a	t	u	r	k	e	y	i

sheep

cow

chicken

goat

horse

pig

duck

donkey

llama

turkey

lamb

calf


chick

kid

foal

piglet

duckling



Anifeiliaid y Sw

l	l	e	w	s	a	p	t	e	i	g	r	e	l
a	o	m	d	e	c	i	l	r	e	o	s	d	i
m	c	r	w	b	a	n	p	m	a	n	d	a	u
w	o	i	a	r	t	h	a	h	m	e	i	d	f
m	e	l	o	a	p	s	r	e	f	i	l	j	i
w	d	a	f	o	c	r	o	c	o	d	e	i	l
n	i	s	w	e	a	i	t	i	c	r	u	r	h
c	a	m	e	l	s	p	o	d	i	e	m	a	p
i	s	l	a	c	e	a	m	a	e	o	w	f	e
a	i	o	d	e	l	i	f	f	a	n	t	f	n
d	f	f	l	a	m	i	n	g	o	s	d	h	g
e	a	g	o	r	i	l	a	h	i	o	e	m	w
f	s	i	m	o	f	e	i	p	a	n	d	a	i
c	a	n	g	a	r	ŵ	a	m	e	l	p	s	n

llew

teigr

arth

crocodeil

jiraff

camel

eliffant

pengwin

gorilla

sebra

mwnci

cangarŵ

neidr

panda

parot

fflamingo

crwban



Sganio a tracio

Scanning and tracking











Mae y gweithgareddau hyn yn gallu helpu datblygu symudiad y llygaid e.e. o chwith i'r dde neu i fyny ac i lawr.

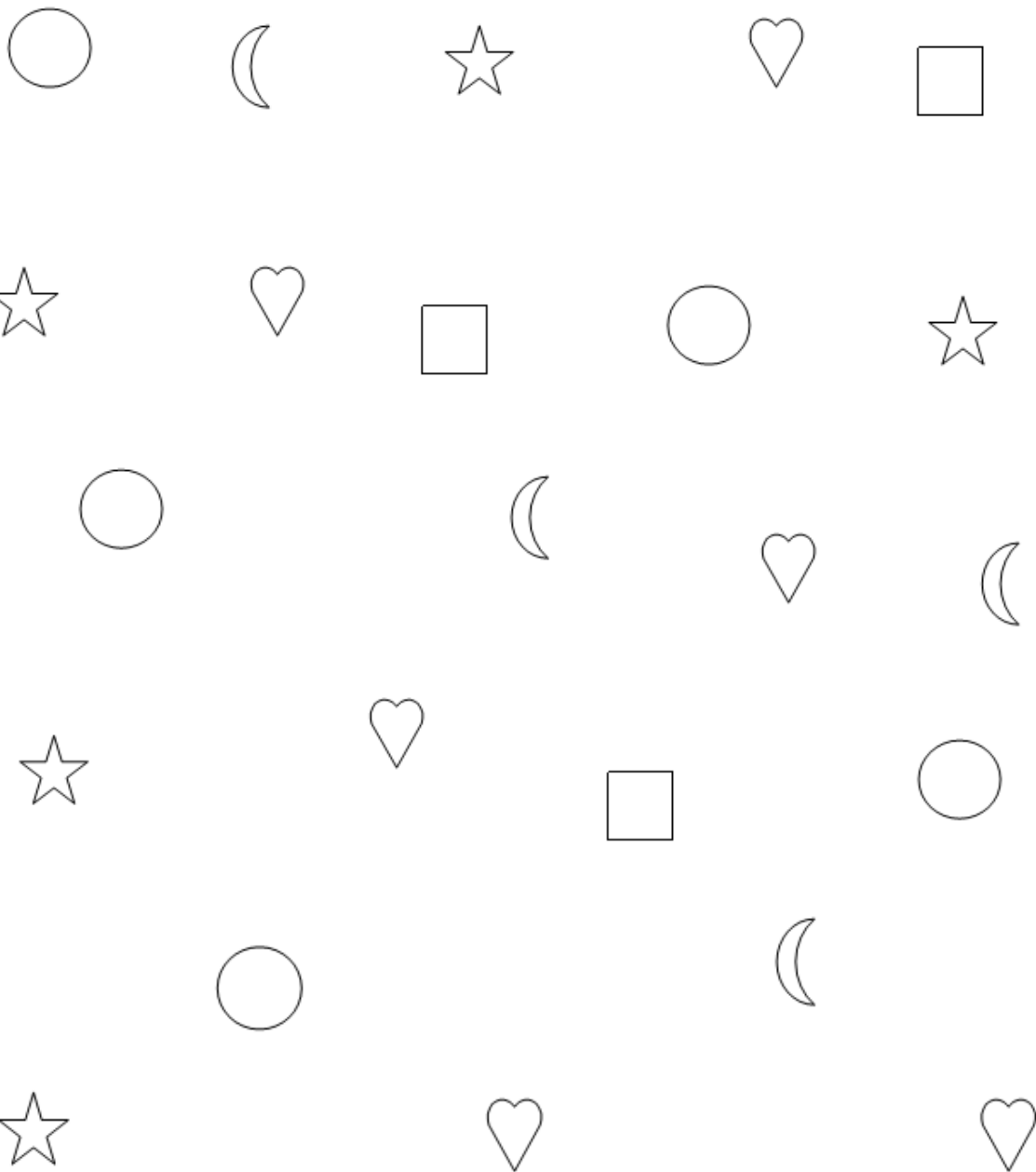
Completing some of these worksheets could help develop eye movements e.g from left to right and up and down.

Find and draw

Directions: Draw around or on each object as directed.

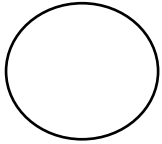
Count and record each object.

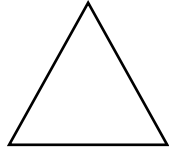
Draw a line down each circle			Draw a line across each square			Draw an X on each moon		
Draw a circle around each heart			Draw a square around each star					



Cyfri siapiau
Count the Shapes


Sawl un? How many ?











Shapes maze

Colour in the triangles to help the mouse reach the cheese.

