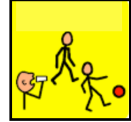


Learning verbs / things that we do



The best way to teach your child about verbs is to show and ask questions while playing, doing things and chatting.

Suggestions...



Play games



Use every day objects



Take and look at photos



Know what to ask





Cyfathrebu a Rhyngweithio / Communication and Interaction




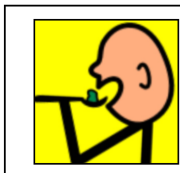


Playing games

Charades 1



- Look for verb pictures on the internet, or 'act' verbs so that your child learns to name each verb e.e cry, crawl, laugh.
- When your child has learnt the verbs, play the game (it is best when three or more plays).
- Show your child a verb picture / act the verb and ask your child to act the verb to the rest of the players.
- The players should guess the verb.



Charades 2



This game is harder because your child has to act two things.



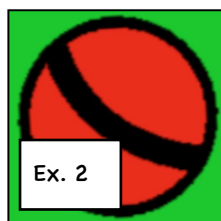
- Collect pictures of verbs and things that go with them e.g. eat and banana.
- Discuss the pictures with your child (why they go together) and think of ways of acting them.
- When your child is ready, play the game.

Using every day objects



Example 1

- Describe what your child is doing e.g. "You're licking an ice cream".
- Act the verb.
- Ask you child, "What would you do with an ice cream?"
- If your child can't answer, give him / her a choice e.g. "Would you drink, lick or chew an ice cream?"



Example 2

- Show your child a ball and ask, "What could you do with ball?"
- If your child answers "throw" ask, "What else could you do with a ball?" (roll, kick , bounce)
- Ask your child to name three thing he / she could do with a ball.

Taking and looking at photos



Show...

- Look for verb photos on the internet, or use photos that you already have on your phone. Create a 'verbs' album.
- Look at the photos with your child and help him / her to name the verbs e.g. The girl is eating.
- Ask you child to show a verb photo e.g. Swim



What...

- Look for verb photos on the internet, or use photos that you already have on your phone. Create a 'verbs' album.
- Look at the photos with your child and help him / her to name the verbs e.g. The boy is singing.
- Show a photo and ask e.g. What is the boy doing in the photo?



Do...

- Take photos of your child doing things e.g. ask him / her to jump, run, skip, hide.
- Take photos of your child during activities e.g. watching television, playing with Lego, riding a bike.
- Look at the photos with your child and ask him / her to describe them e.g. I am...



Knowing what to ask

Use any opportunity during the day to help your child learn new verbs. You don't need special resources, but it's helpful to know which questions to ask. These are examples of what you could ask in the kitchen.

