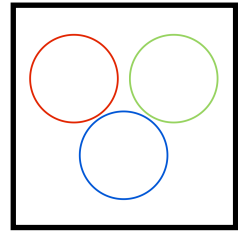


Categories / Things that belong

Categorising helps your child to group information, reason and describe.



Here are some suggestions...




Understanding what a category is



Reasoning what belongs



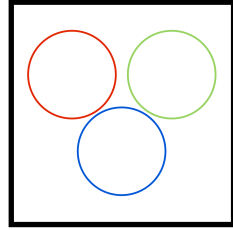
Reasoning what doesn't belong



Knowing what to ask, and modelling correct language are important.

Understanding what a category is


Use every day objects. Say what the object is and to what category it belongs e.g. "This is a teddy, a teddy is a toy."



Use food e.g. fruit, sweet food, foods that are kept in the freezer.



Use clothes e.g. cold weather clothes and warm weather clothes.




Pig, sheep, cow and horse. What are they?

Can you name four different shapes?

Reasoning what belongs


Reasoning what belongs is more difficult than naming and identifying categories.



Choose things that belong and ask your child to name and pair them e.e. toothbrush and toothpaste.



Choose things that belong and ask your child to name, pair and explain e.g. I need a peg and a basket to hang clothes on the line.

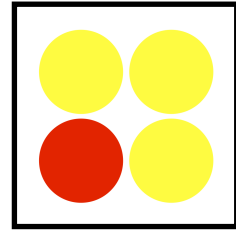


When would you need a hot water bottle and pyjamas?

What two things would you need to eat breakfast?

Reasoning what doesn't belong

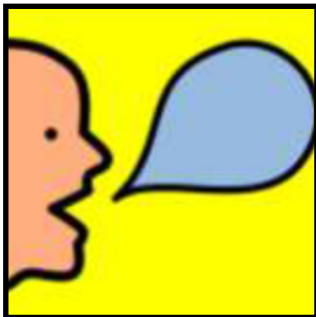
When reasoning what doesn't belong, your child needs to think about more than one thing.



Choose things that belong and something that doesn't. To begin, make the choice obvious. Ask your child to name the objects, choose the one that doesn't belong and explain e.g. "The towel and shampoo belongs in the bathroom, but the frame belongs in the living room."



Make things more difficult by choosing objects from the same category, but are used differently. Ask your child to name the category, what doesn't belong and why e.e. "I use these at bedtime, the book doesn't belong because I read the book and I wear the dressing gown and slippers."



What doesn't belong?

Why doesn't it belong?